

Office of Juvenile Justice & Delinquency Prevention

Tribal Youth Resource Center



FY 2018 Cohort Strategic Planning Meeting

Vision & Mission Statements

Alan Rabideau, Family and Youth Engagement Specialist

National Native Children's Trauma Center

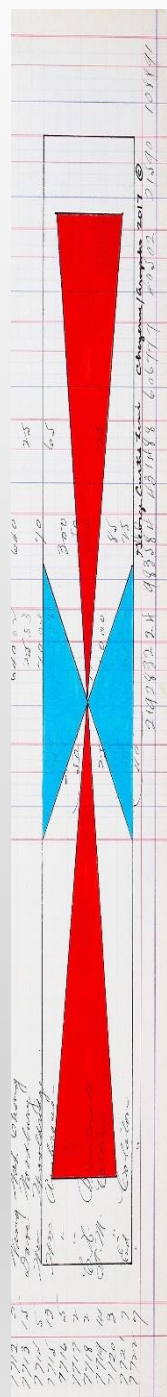
Stephanie Autumn, Director TYRC

Holding a Vision for Indigenous Youth



VISION

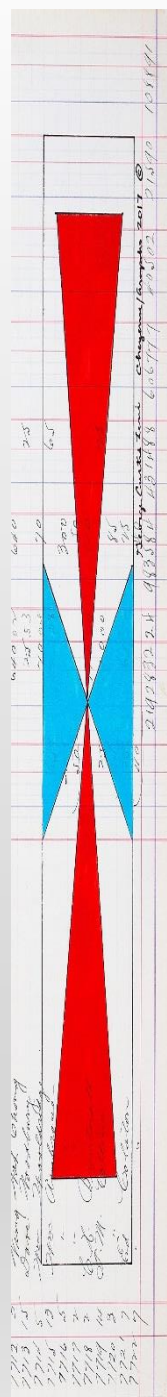

- is a mental picture of the future. It is an idea of what the future can hold, but has not yet happened
- is the thing inside of us that guides us and creates a desire to grow and improve
- embodies our hopes and ideals
- gives us a sense of purpose and brings us flashes or glimpses of what is possible
- helps to keep us moving forward and move through obstacles.
- gives us the meaning and purpose in what we provide for Indigenous youth.



Stating Your Truest Mission



- A mission statement is a compass to guide our way through the inevitable moments of discomfort and uncertainty
CREATING a pathway towards the TYP/JHWC program goals
- Beyond Feelings it Looks at Actions
- Creates a “place & space” for families and community partners to contribute to the program goals and activities.



Examples of Vision & Mission Statements

Vision Statement:

“A unified community that promotes holistic wellness for the future of our people.”

(Tribal Youth Program example)

Mission Statement

“To implement a collaborative healing to wellness court for tribal youth that honors, promotes and fully integrates culture.”

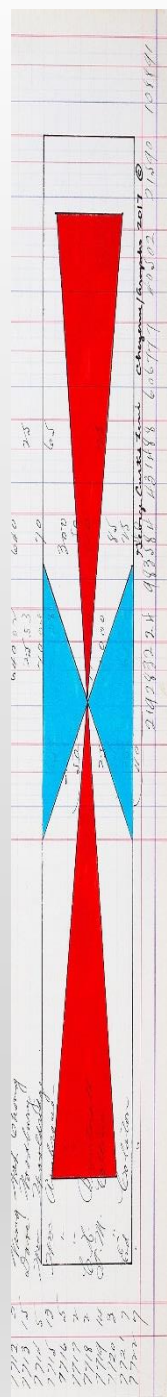
(Juvenile Healing to Wellness Court example)

Communication Strategies BIG & small



Vision & Mission Communication Strategies:

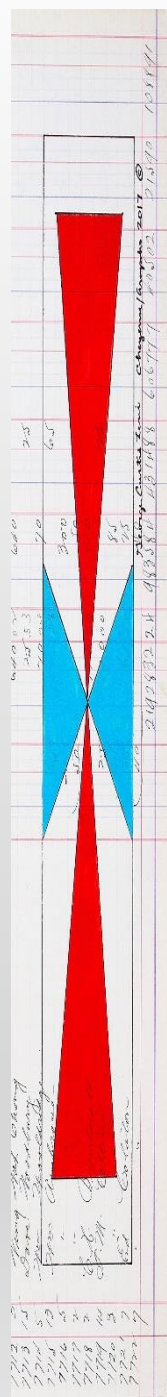
- Post cards for program participant mailings
- Posters for program participants, tribal leaders, program partners
- PSA's
- Buttons
- Share the story of the development of the program vision and mission
- Create a program infographic for dissemination to Tribal leadership, community members, and program partners.



Get Ready to Bingo !!



1. Everyone should have a Bingo Card
2. You have 20 minutes to “mingle”
3. Find the community/grantee that the vision/mission statements on your card belong to
4. In the box write down the name of the community/grantee and have someone from their team sign
5. You can not sign your own card
6. When you have all boxes completed, say “BINGO” and come see us at the front of the room!

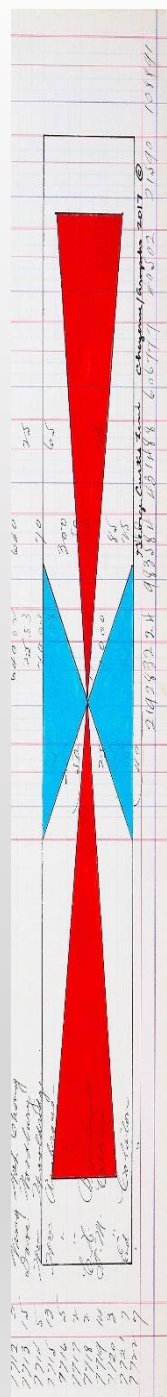


Discussion



- 1) Please share a “Vision” statement that stood out for you
 - What made it unique ?
- 2) Please share a “Mission” statement that stood out for you
 - What made it unique?

AND THE VISION & MISSION WINNERS ARE ????????????



Thank you for your participation

BINGO

